


MIG/MAG Welding Torches "ABIMIG® GRIP W"

liquid cooled • Rating 450 A up to 625 A

- Dual-circuit cooling system with increased cooling liquid flow and novel heat dissipation for optimal power and heat conduction – guarantees less spatter adhesion and therefore extremely extended service life of wear and spare parts
- Additional torch neck protection through a UV-, ozone- and temperature-resistant protective cover – for longer torch service life
- The newly developed torch neck and handle system ABIMIG® GRIP with ball joint guarantees optimal balance – even for welding tasks when access is difficult
- Specially designed spare and wear parts for the high-performance application range – excellent results especially in pulse arc welding
- Gas nozzle with innovative "plug-screw connection" – optimal fixing and heat dissipation
- Swan neck can be delivered in three versions – with soldered or changeable tip holder M10 as well as with collet body version for push-fit "click" contact tip



ABIMIG® GRIP W 605

Technical data (EN 60 974-7):

Rating: 625 A CO₂
 575 A Mixed Gases
 450 A Pulse
 M21 (DIN EN 439)

Duty cycle: 100%

Wire size: 1.0–1.6 mm

ABIMIG® GRIP W 605 D

Technical data (EN 60 974-7):

Rating: 600 A CO₂
 550 A Mixed Gases
 450 A Pulse
 M21 (DIN EN 439)

Duty cycle: 100%

Wire size: 1.0–1.6 mm

ABIMIG® GRIP W 605 C

Technical data (EN 60 974-7):

Rating: 600 A CO₂
 550 A Mixed Gases
 450 A Pulse
 M21 (DIN EN 439)

Duty cycle: 100%

Wire size: 1.0–1.6 mm

*** Note:**

To protect cable assembly components from excessive heat build up we recommend a post welding cooling cycle of at least four minutes.

Torch complete Type	Handle	3 m	Part-No.			Swan neck	
			4 m	5 m	Type	Part-No.	
ABIMIG® GRIP W 605	Type S	766.0537.1	766.0538.1	766.0539.1	50°	766.0541.1	
ABIMIG® GRIP W 605 D	Type S	766.0534.1	766.0535.1	766.0536.1	50°	766.0540.1	
ABIMIG® GRIP W 605 C	Type S	766.0543.1	766.0544.1	766.0545.1	50°	766.0542.1	

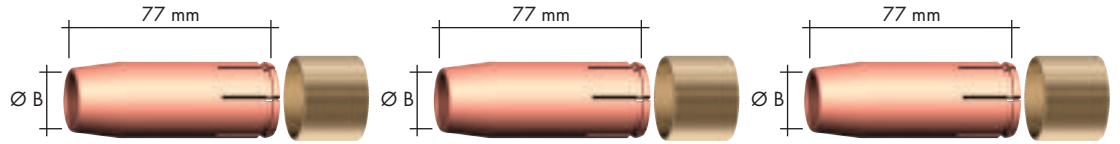
ABIMIG® GRIP W 605, ABIMIG® GRIP W 605 D, ABIMIG® GRIP W 605 C

Wear parts

ABIMIG® GRIP W 605

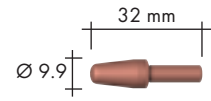
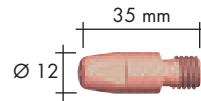
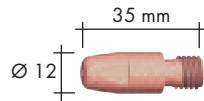
ABIMIG® GRIP W 605 D

ABIMIG® GRIP W 605 C



Gas nozzle (10 pcs.)

	Ø B		Ø B		Ø B	
Cylindrical	Ø 20	145.0678.10	Ø 20	145.0678.10	Ø 20	145.0678.10
Conical	Ø 17	145.0669	Ø 17	145.0669	Ø 17	145.0669
Gas nozzle adapter		766.1070		766.1070		766.1070




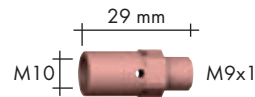
Contact tip (10 pcs.)

M10



M10

E-Cu	Ø 1.0	140.1542.10	140.1542.10	-
	Ø 1.2	140.1543.10	140.1543.10	-
	Ø 1.6	140.1544.10	140.1544.10	-
CuCrZr	Ø 1.0	140.0348	140.0348	140.1318
	Ø 1.2	140.0481	140.0481	140.1319
	Ø 1.6	140.0616	140.0616	140.1321

Contact tip holder / Collet body (10 pcs.)



Contact tip holder M10	-	142.0202.10	-
Collet body	-	-	766.1051



Gas diffuser (10 pcs.)

Long Life (Standard)	766.0518	766.0518	766.0518
----------------------	----------	----------	----------



Liner		for 3 m	for 4 m	for 5 m
Liner	Ø 1.0	124.0026	124.0031	124.0035
	Ø 1.2	124.0026	124.0031	124.0035
	Ø 1.6	124.0041	124.0042	124.0044
PTFE liner	Ø 1.0	126.0021	126.0026	126.0028
	Ø 1.2	126.0021	126.0026	126.0028
	Ø 1.6	126.0039	126.0042	126.0045
Carbon liner	Ø 1.0	127.0005	127.0007	127.0008
	Ø 1.2	127.0005	127.0007	127.0008
	Ø 1.6	127.0010	127.0012	127.0013